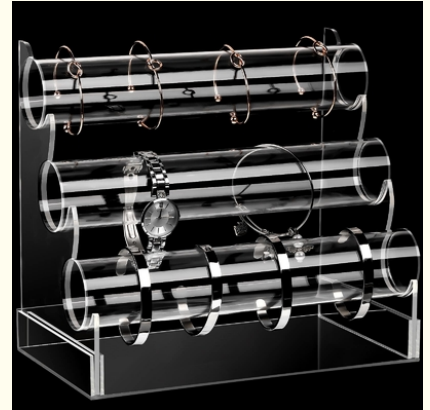


## Modern 3 Tier Clear Acrylic Rack Bracelet Holder Lucite Jewelry Organizer oEM

Our Product Introduction


### Basic Information

- Place of Origin: CHINA
- Brand Name: JYD
- Model Number: AR-10
- Minimum Order Quantity: 100 PCS
- Price: USD 2.2-4.35
- Packaging Details: PP bag+ bubble bag, individual box
- Delivery Time: 7-9 days
- Payment Terms: T/T, Paypal, Western Union
- Supply Ability: 10000 pcs/ month



### Product Specification

- Style: Modern
- Design: Customized
- Colour: Transparent Clear
- Material: Acrylic
- Size: Customized
- Sample Time: 2-3 Days
- Lead Time: 10-15 Days
- Eco-friendly: Yes
- Highlight: 3 tier clear acrylic rack,  
oem lucite jewelry organizer,  
oem acrylic bracelet holder



for more products please visit us on [jydacrylic.com](http://jydacrylic.com)

## Product Description

### 3 Tier Acrylic Racks Clear Acrylic Bracelet Holder Jewelry Organizer Stand And Display Jewelry Organizer For Wrist Watch

#### Product Description:

Clear Acrylic Bracelet Holder with 3 Tier Racks, the perfect solution for stylishly organizing and displaying your jewelry collection. This versatile Jewelry Organizer Stand not only showcases bracelets with elegance but also accommodates wristwatches, ensuring easy access and a clutter-free environment. Crafted from premium clear acrylic, it combines durability with a sleek, modern design that enhances any space, from your personal vanity to retail displays. Elevate your organization and showcase your jewelry in style with this essential accessory.

#### Product Details:

Color	Clear
Material	Acrylic
Special Feature	Durable,Jewelry Organizer
Recommended Uses For Product	Ring
Product Dimensions	9"D x 10"W x 6"H
Target Audience	Women
Shape	Rectangular
Occasion	Mother's Day, Anniversary, Birthday
Mounting Type	table_top, Freestanding
Finish Type	Polished
Number of Drawers	1
Item Weight	8 ounces
Number of Compartments	1
Jewelry Storage Type	Jewelry Stand


More pictures for reference:



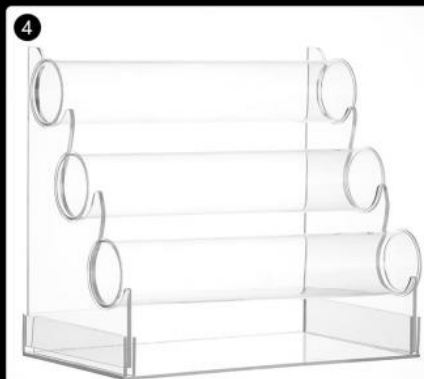
First, install the panel on one side ❶



❷ Put a transparent rubber band on both ends of the hollow tube




❸ Install the roll stand




❹ Installation complete



 **Shenzhen Jiuyingda Technology Co., Ltd.**

 8618681520697

 [info@jydacrylic.com](mailto:info@jydacrylic.com)

 [jydacrylic.com](http://jydacrylic.com)

Zhujiang Xujing Jiayuan 1706, Bantian Street, Longgang District, Shenzhen, Guangdong Province